



P&H CASTERS

REPLACEMENT PARTS
CASTERS | WHEELS



HOME
IMPROVEMENT



WWW.PHCASTERS.COM



P&H CASTERS

CONTENTS

- Shopping Cart
- Lumber
- Stocking
- Garden Center
- Operations

Equipment represented is intended to represent types of equipment typically found in home improvement store operations.

All equipment and product photos are the property of P&H Casters and may not be displayed, reproduced or otherwise shared without the written permission of P&H Casters Company, Inc.


Contact the P&H Customer Satisfaction Team for assistance in finding the correct replacement casters and wheels for other cart models and manufacturers.



SHOPPING CARTS

Not sure which part is the right one?

The P&H Customer Service Team is happy to assist in finding the correct replacement parts.



Z30C154CLDE
5" Front Swivel Shopping Cart Caster with Wheel



WC2054LD
5" Polyurethane Shopping Cart Wheel

HARDWARE



MAZC1G
5/16" Axle for Wheel



MNZC1N
5/16" Nut for Axle

Being the premiere supplier of shopping cart wheel and casters in the U.S. means we understand the retail market. Our knowledgeable sales and service team are delighted to offer advice on wheel and caster options that will help you improve the customer experience .

| Wheel Diameter | Tread Width | Wheel Material | Bearing Type | Load Capacity (lbs) | Caster Part No. | Wheel Part No. |
|-----------------------------------|-------------|------------------|----------------|---------------------|-----------------|----------------|
| <i>All measurements in inches</i> | | | | | | |
| 5 | 1 1/4 | Polyurethane | Dual Precision | 250 | Z30C154CLDE | |
| 5 | 1 1/4 | Polyurethane A98 | Dual Precision | 250 | | WC2054LD |

LUMBER



P&H Caster's product line for the home improvement retail market includes several groups of material handling wheels and casters that complement each other, like the ones shown in this photo on a cart at one of our local Home Depot stores.

The caster combination on this lumber cart includes 4 X 6" swivel casters from our Polyurethane "2BY" family with 2 X 8" rigid casters from our die cast TPU on steel material handling group.

This installation improves the maneuverability of this cart when heavily loaded.



Z40P362CLPL
Swivel 6" Caster
Available with
4", 5", 6" and 8" wheels.

MAZA3J
1/2" Axle for Wheel



MNZA3N
1/2" Nut for Axle



WC4062LP
6" x 2" Wheel



| Wheel Diameter | Tread Width | Wheel Material | Bearing Type | Load Capacity (lbs) | Caster Part No. | Wheel Part No. |
|----------------------------|-------------|------------------|-----------------|---------------------|-----------------|----------------|
| All measurements in inches | | | | | | |
| 4 | 2 | Polyurethane A98 | QuadX Precision | 600 | Z40P342CLPL | WC4042LP |
| 5 | 2 | Polyurethane A98 | QuadX Precision | 800 | Z40P352CLPL | WC4052LP |
| 6 | 2" | Polyurethane A98 | QuadX Precision | 1000 | Z40P362CLPL | WC4062LP |
| 8 | 2 | Polyurethane A98 | QuadXPrecision | 1200 | Z40P382CLPL | WC4082LP |
| | | | | | | |

LUMBER



Contact the P&H Customer Satisfaction Team for assistance in finding the correct replacement casters and wheels for other cart models and manufacturers.



Z42P382ZP0L
Rigid 8" Caster
Available with
4", 5", 6" and 8" wheels.



WC4082P0Y
8" x 2" Wheel

| Wheel Diameter | Tread Width | Wheel Material | Bearing Type | Load Capacity (lbs) | Caster Part No. | Wheel Part No. |
|----------------------------|-------------|----------------|----------------|---------------------|-----------------|----------------|
| All measurements in inches | | | | | | |
| 4 | 2 | Poly on Steel | Dual Precision | 600 | Z42P342ZP0L | WC4042P0Y |
| 5 | 2 | Poly on Steel | Dual Precision | 800 | Z42P352ZP0L | WC4052P0Y |
| 6 | 2" | Poly on Steel | Dual Precision | 1000 | Z42P362ZP0L | WC4062P0Y |
| 8 | 2 | Poly on Steel | Dual Precision | 1200 | Z42P382ZP0L | WC4082P0Y |

LUMBER



Z40P362CLPL
Swivel 6" Caster



Z42P362CLPL
Rigid 6" Caster



WC4062LP
6" x 2" Wheel

| Wheel Diameter | Type | Tread Width | Wheel Material | Bearing Type | Load Capacity (lbs) | Caster Part No. | Wheel Part No. |
|----------------|------|-------------|----------------|--------------|---------------------|-----------------|----------------|
|----------------|------|-------------|----------------|--------------|---------------------|-----------------|----------------|

All measurements in inches

| | | | | | | | |
|---|--------|---|------------------|-----------------|------|-------------|----------|
| 6 | Swivel | 2 | Polyurethane A98 | QuadX Precision | 1000 | Z40P362CLPL | WC4062LP |
|---|--------|---|------------------|-----------------|------|-------------|----------|

| | | | | | | | |
|---|-------|---|------------------|-----------------|------|-------------|----------|
| 6 | Rigid | 2 | Polyurethane A98 | QuadX Precision | 1000 | Z42P362CLPL | WC4062LP |
|---|-------|---|------------------|-----------------|------|-------------|----------|

| Wheel Diameter | Type | Tread Width | Wheel Material | Bearing Type | Load Capacity (lbs) | Caster Part No. | Wheel Part No. |
|----------------|------|-------------|----------------|--------------|---------------------|-----------------|----------------|
|----------------|------|-------------|----------------|--------------|---------------------|-----------------|----------------|

All measurements in inches

| | | | | | | | |
|---|--------|-------|-----|----------------|-----|-------------|----------|
| 5 | Swivel | 1 1/4 | TPR | Dual Precision | 150 | Z26P154NEKI | WN2654EK |
|---|--------|-------|-----|----------------|-----|-------------|----------|

| | | | | | | | |
|---|-------|-------|-----|----------------|-----|-------------|----------|
| 5 | Rigid | 1 1/4 | TPR | Dual Precision | 150 | Z27P154NEKI | WN2654EK |
|---|-------|-------|-----|----------------|-----|-------------|----------|



Z26P154NEKI
5" Swivel Caster



Z27P154NEKI
5" Rigid Caster



WN2654EK
5" TPU Wheel

LUMBER



Z40P382MBNL
8" Swivel Caster



Z42P382MBNL
8" Rigid Caster

WM4082BN
8" x 2" Wheel

| Wheel Diameter | Type | Tread Width | Wheel Material | Bearing Type | Load Capacity (lbs) | Caster Part No. | Wheel Part No. |
|----------------|------|-------------|----------------|--------------|---------------------|-----------------|----------------|
|----------------|------|-------------|----------------|--------------|---------------------|-----------------|----------------|

All measurements in inches

| | | | | | | | |
|---|--------|---|-----------------|-------------|-----|-------------|----------|
| 8 | Swivel | 2 | Rubber on Steel | 1/2" Roller | 800 | Z40P382MBNL | WM4082BN |
| 6 | Rigid | 2 | Rubber on Steel | 1/2" Roller | 800 | Z42P382MBNL | WM4082BN |

| Wheel Diameter | Type | Tread Width | Wheel Material | Bearing Type | Load Capacity (lbs) | Caster Part No. | Wheel Part No. |
|----------------|------|-------------|----------------|--------------|---------------------|-----------------|----------------|
|----------------|------|-------------|----------------|--------------|---------------------|-----------------|----------------|

All measurements in inches

| | | | | | | | |
|---|--------|---|------------------|-----------------|------|-------------|----------|
| 6 | Swivel | 2 | Polyurethane 98I | QuadX Precision | 1000 | Z40P362CLPL | WC4062LP |
| 6 | Rigid | 2 | Polyurethane A98 | QuadX Precision | 1000 | Z42P362CLPL | WC4082LP |



Z40P362CLPL
Swivel 6" Caster



Z42P362CLPL
Rigid 6" Caster



WC4062LP
6" x 2" Wheel

LUMBER



Z40P362CLPL
Swivel 6" Caster



Z42P362CLPL
Swivel 6" Caster



WC4062LP
6" x 2" Wheel

| Wheel Diameter | Type | Tread Width | Wheel Material | Bearing Type | Load Capacity (lbs) | Caster Part No. | Wheel Part No. |
|----------------|------|-------------|----------------|--------------|---------------------|-----------------|----------------|
|----------------|------|-------------|----------------|--------------|---------------------|-----------------|----------------|

All measurements in inches

| | | | | | | | |
|---|--------|---|------------------|--------------------|------|-------------|----------|
| 6 | Swivel | 2 | Polyurethane A98 | QuadX Precision | 1000 | Z40P362CLPL | WC4062LP |
| 6 | Rigid | 2 | Polyurethane A98 | QuadX phcPrecision | 1000 | Z42P362CLPL | WC4062LP |

| Wheel Diameter | Type | Tread Width | Wheel Material | Bearing Type | Load Capacity (lbs) | Caster Part No. | Wheel Part No. |
|----------------|------|-------------|----------------|--------------|---------------------|-----------------|----------------|
|----------------|------|-------------|----------------|--------------|---------------------|-----------------|----------------|

All measurements in inches

| | | | | | | | |
|---|--------|---|----------|-------|-----|-------------|----------|
| 6 | Swivel | 2 | Phenolic | Plain | 800 | Z40P362LBZK | WL4062BZ |
|---|--------|---|----------|-------|-----|-------------|----------|



Z40P362LBZK
Swivel 6" Caster



WL4062BZ
6" x 2" Wheel



STOCKING

Stocking carts are multi-functional and require wheels that can roll equally well on a wide range of flooring surfaces.

These crown tread 2" polyurethane wheels with their enhanced precision bearings deliver premium performance over a long lifespan.



Z40P362CLPL
Swivel 6" Caster



Z42P362CLPL
Swivel 6" Caster



WC4062LP
(W-853-6)
6" x 2" Wheel



| Wheel Diameter | Tread Width | Wheel Material | Bearing Type | Load Capacity (lbs) | Caster Part No. | Wheel Part No. |
|----------------------------|-------------|------------------|-----------------|---------------------|-----------------|----------------|
| All measurements in inches | | | | | | |
| 4 | 2 | Polyurethane A98 | QuadX Precision | 600 | Z40P342CLPL | WC4042LP |
| 5 | 2 | Polyurethane A98 | QuadX Precision | 800 | Z40P352CLPL | WC4052LP |
| 6 | 2 | Polyurethane A98 | QuadX Precision | 1000 | Z40P362CLPL | WC4062LP |
| 8 | 2 | Polyurethane A98 | QuadX Precision | 1200 | Z40P382CLPL | WC4082LD |

Not sure which part is the right one?

The P&H Customer Satisfaction Team is happy to assist in finding the correct replacement parts.

STOCKING

Light/medium duty polyurethane wheels are an economical choice where wheels do not have a load bearing function, as in the case of these portable stocking ladders.



Z30T544UTHH
4" Swivel caster with bolt mount



WA2044THN
4" inch wheel



| Wheel Diameter | Type | Tread Width | Wheel Material | Bearing Type | Load Capacity (lbs) | Caster Part No. | Wheel Part No. |
|----------------------------|--------|-------------|------------------|--------------|---------------------|-----------------|----------------|
| All measurements in inches | | | | | | | |
| 4 | Swivel | 1 1/4 | Polyurethane A98 | 3/8 Plain | 200 | Z30T544UTHH | WA2044THN |



Z30T544UTHH
4" Swivel caster with bolt mount



WA2044THN
4" light/medium duty wheel

Not sure which part is the right one?
The P&H Customer Satisfaction Team is happy to assist in finding the correct replacement parts.

STOCKING

Light/medium duty polyurethane wheels are an economical choice where wheels do not have a load bearing function, as in the case of these portable stocking ladders.



Z40P362NGPL
6" Swivel caster



Z42P362NGPL
6" Rigid caster



WN4062GP
6" TPR wheel



| Wheel Diameter | Type | Tread Width | Wheel Material | Bearing Type | Load Capacity (lbs) | Caster Part No. | Wheel Part No. |
|----------------------------|--------|-------------|----------------|---------------------|---------------------|-----------------|----------------|
| All measurements in inches | | | | | | | |
| 6 | Swivel | 2 | TPR A70 | 1/2 QuadX Precision | 450 | Z40P362NGPL | WN4062GP |
| 6 | Rigid | 2 | TPR A70 | 1/2 QuadX Precision | 450 | Z42P362NGPL | WN4062GP |



Z40P362NGPL
6" Swivel caster



WN4062GP
6" TPR wheel




Z42P362NGPL
6" Rigid caster



GARDEN CENTER

The P&H material handling line includes key products that can be used in a wide variety of equipment and applications.

Our 2BY line works well in wet locations and challenging conditions where dirt and debris are a common part of the daily landscape.



| Wheel Diameter | Tread Width | Type | Wheel Material | Bearing Type | Load Capacity (lbs) | Caster Part No. | Wheel Part No. |
|----------------------------|-------------|--------|------------------|-----------------|---------------------|-----------------|----------------|
| All measurements in inches | | | | | | | |
| 4 | 2 | Swivel | Polyurethane A98 | QuadX Precision | 600 | Z40P342CLPL | WC4042LP |
| 4 | 2 | Rigid | Polyurethane A98 | QuadX Precision | 600 | Z42P342CLPL | WC4042LP |
| 5 | 2 | Swivel | Polyurethane A98 | QuadX Precision | 800 | Z40P352CLPL | WC4052LP |
| 5 | 2 | Rigid | Polyurethane A98 | QuadX Precision | 800 | Z42P352CLPL | WC4052LP |
| 6 | 2 | Swivel | Polyurethane A98 | QuadX Precision | 1000 | Z40P362CLPL | WC4062LP |
| 6 | 2 | Rigid | Polyurethane A98 | QuadX Precision | 1000 | Z42P362CLPL | WC4062LP |
| 8 | 2 | Swivel | Polyurethane A98 | QuadX Precision | 1200 | Z40P382CLPL | WC4082LP |
| 8 | 2 | Rigid | Polyurethane A98 | QuadX Precision | 1200 | Z42P382CLPL | WC4082LP |



Z40P362CLPL:
Swivel 6" Caster



Z42P362CLPL:
Rigid 6" Caster



WC4062LP:
6" x 2" Wheel

OPERATIONS



Z40P362CLPL:
Swivel 6" Caster



Z42P362CLPL:
Rigid 6" Caster



WC4062LP:
6" x 2" Wheel



| Wheel Diameter | Type | Tread Width | Wheel Material | Bearing Type | Load Capacity (lbs) | Caster Part No. | Wheel Part No. |
|----------------------------|--------|-------------|------------------|-----------------|---------------------|-----------------|----------------|
| All measurements in inches | | | | | | | |
| 6 | Swivel | 2 | Polyurethane A98 | QuadX Precision | 1000 | Z40P362CLPL | WC4062LP |
| 6 | Rigid | 2 | Polyurethane A98 | QuadX Precision | 1000 | Z42P362CLPL | WC4062LP |



Z40P362CLPL:
Swivel 6" Caster



Z42P362CLPL:
Rigid 6" Caster



WC4062LP:
6" x 2" Wheel



OPERATIONS

Lighter duty wheels and casters are an important element in a total material handling line.

Security and display equipment commonly found in the home improvement retail environment often use this type of caster/wheel assembly.

Our light duty products include premium features like optional brakes.



| Wheel Diameter | Tread Width | Wheel Material | Bearing Type | Load Capacity (lbs) | Caster Part No. | Wheel Part No. |
|----------------------------|-------------|----------------|--------------|---------------------|-----------------|----------------|
| All measurements in inches | | | | | | |
| 3 | 1 | Polyolefin | Plain | 150 | Z10T431ABCD | WA1031BC |



Z10T131ABCD
3" Swivel Caster with thread attachment



Z10T131ABCDB
3" Swivel Caster with thread attachment and side brake



WA1031BC
3" polyolefin wheel

OPERATIONS



Z40P362NGPL
6" Swivel caster



Z42P362NGPL
6" Rigid caster



WN4062GP
6" TPR wheel



| Wheel Diameter | Type | Tread Width | Wheel Material | Bearing Type | Load Capacity (lbs) | Caster Part No. | Wheel Part No. |
|----------------------------|--------|-------------|----------------|---------------------|---------------------|-----------------|----------------|
| All measurements in inches | | | | | | | |
| 5 | Swivel | 2 | TPR A70 | 1/2 QuadX Precision | 350 | Z40P352NGPL | WN4052GP |
| 5 | Rigid | 2 | TPR A70 | 1/2 QuadX Precision | 350 | Z42P352NGPL | WN4052GP |
| 6 | Swivel | 2 | TPR A70 | 1/2 QuadX Precision | 450 | Z40P362NGPL | WN4062GP |
| 6 | Rigid | 2 | TPR A70 | 1/2 QuadX Precision | 450 | Z42P362NGPL | WN4062GP |
| 8 | Swivel | 2 | TPR A70 | 1/2 QuadX Precision | 550 | Z40P382NGPL | WN4082GP |
| 8 | Rigid | 2 | TPR A70 | 1/2 QuadX Precision | 550 | Z42P382NGPL | WN4082GP |



Not sure which part is the right one?

The P&H Customer Satisfaction Team is happy to assist in finding the correct replacement parts.



P&H CASTERS



HOME IMPROVEMENT

P&H CASTERS COMPANY, INC. 1016 W. HARRIS RD. ARLINGTON, TX 76001
800 354 8622

WWW.PHCASTERS.COM